

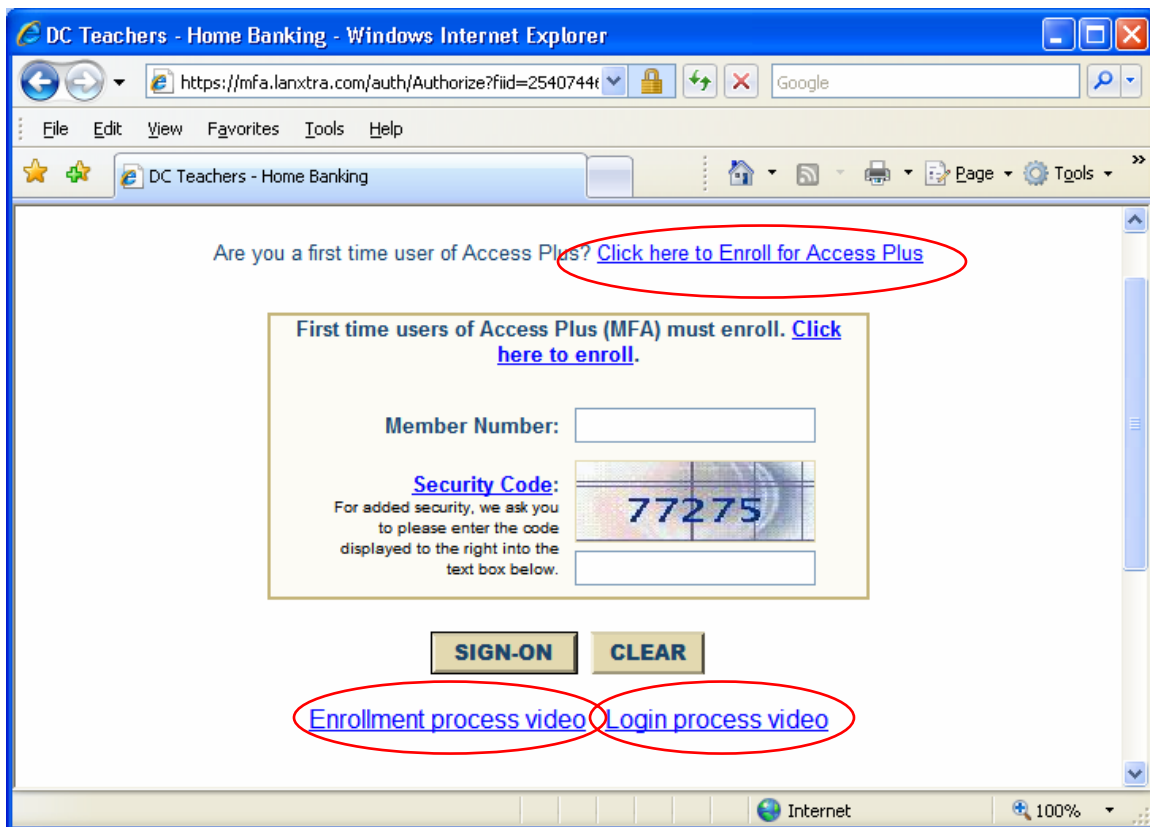


D.C. TEACHERS FEDERAL CREDIT UNION  
**Multi Factor Authentication Instructions**

Beginning May 7, 2007, you will need to register for our new Multi Factor Authentication process to access Home Banking. This new security feature will make it even safer to process transactions on our website! When you visit our site you will be directed to the security site to complete your enrollment process.

You may click on the links below the “SIGN-ON” and “CLEAR” buttons to review the “Enrollment Process Video” and “Login Process Video” or follow the instructions below.

Example:

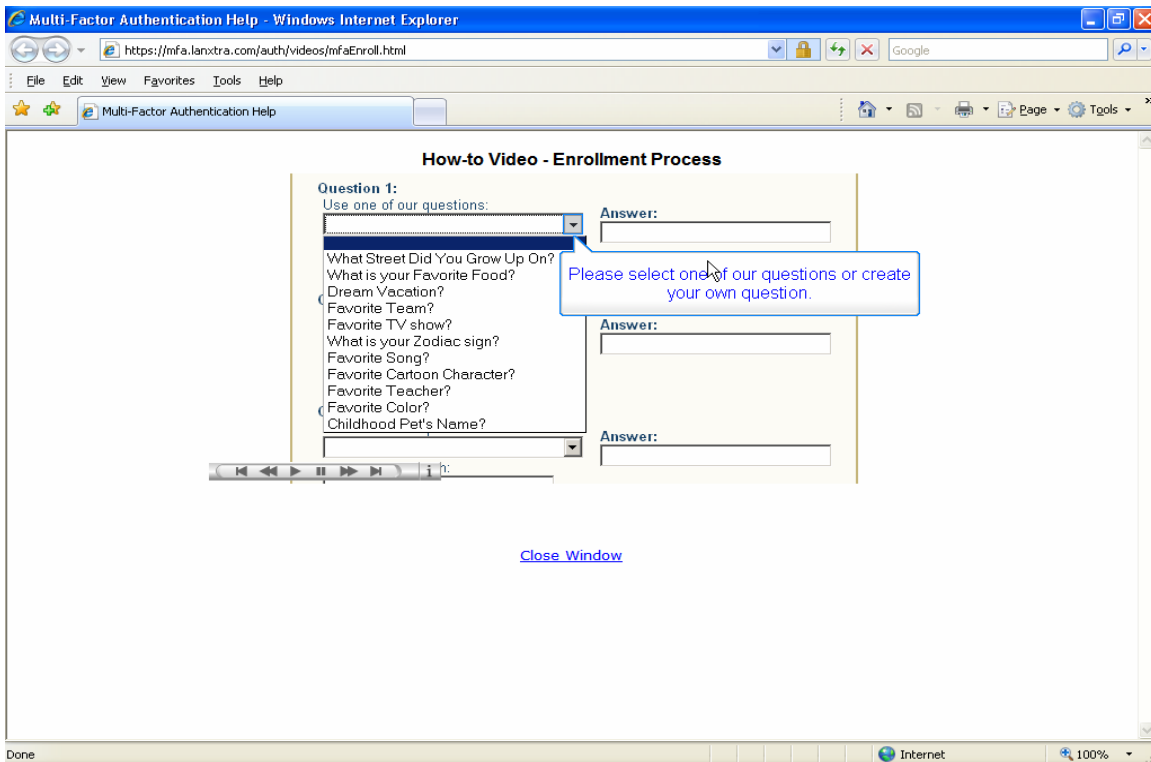


1. At the top of the screen next to “Are you a first time user of Access Plus?” Click on the link, [Click here to Enroll for Access Plus](#) “
2. The next screen will display a large keypad.
  - a. Using your keyboard, enter your member number.
  - b. Using the electronic keypad displayed, place your mouse pointer on the first number of your pin number (not the letter), when the character turns blue, click to select; continue until all numbers of your pin are selected.
  - c. Using your keyboard, enter the security code displayed in the next area and click submit.

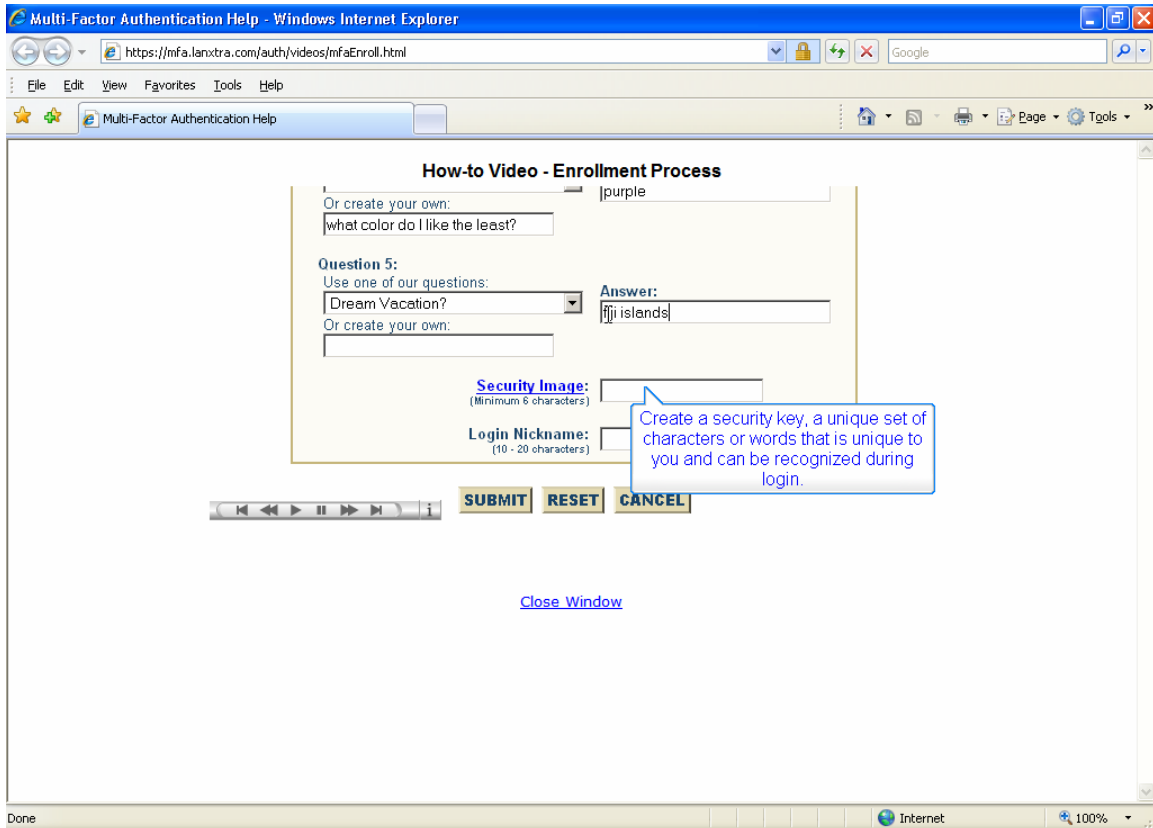
Example:



3. Choose one of the pre-loaded questions from the dropdown box or create your own question, enter the answer for each of the three questions (**remember** your answers are case sensitive.)



4. The system will prompt you to create your own security phrase; enter your security phrase. Click on "SUBMIT". (Note: The creation of a "nickname" is your option)



5. You have completed your enrollment.

**Note: For your safety we highly recommend that you select; "This is a Public Computer Do Not Register" when you sign on the system for the first time after you complete your enrollment. Also, at this time only four digit "numeric" pins are allowed.**